

FIBERGLASS COLLECTION

: Folding doors

Award-winning North American design in partnership with Eclipse Architectural Systems

THERMOLUXE
DOOR SYSTEMS

Eclipse Architectural®

FIBERGLASS



Folding Door Systems

Fiberglass, with its incredible strength and lightweight construction, makes it a highly versatile material. Designed for you in Canada, our fiberglass bifold door systems offer a contemporary look and low-maintenance solution thanks to their exceptional weather-resistant properties and thermal insulation technology.



With over 20 years of professional experience at Thermoluxe Door Systems, we are inspired to offer you the most advanced fiberglass bifold door systems on the market.

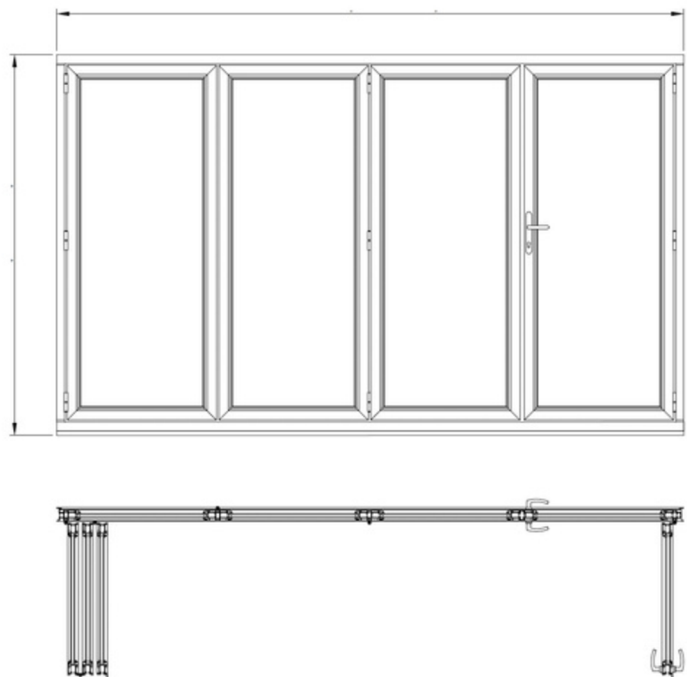
Our bifold doors are designed to bring out natural light in your home, radiating waves of heat away from the surface. They feature a low profile, high-quality glass designs, and a wide selection of customizable models for you to embrace. The ingenuity of the bifold structure allows for bold architectural decisions and creates the illusion of a larger space, incorporating the outdoor landscape into the comfort of your home. We ensure your home remains secure, elegant, and extraordinary with superior craftsmanship and premium materials.

Each system is equipped with unique rolling carriages that attach to the door frame to ensure the smoothest operation and exceptional aesthetics.

MAIN FEATURES:

- **Narrow sightlines:**
maximize light and improve your visual exposure
- **Slim front-to-rear profile:**
3-1/4 in. on each side minimizes stacking area
- **Uninterrupted exterior glazing for tight compression joints:**
the most watertight folding door systems.
- **Severe weather rating:**
with weathered traces and unbeatable water and air tightness.
- **Extremely versatile:**
Up to 9 ft wide and 12 ft high, exit in reversible directions.
- **Multi-point locking system:**
The unique pocket design of the interior panel holds the first door in place.
- **Flush bolt clamps:**
The 4- or 8-inch flush bolt applicators hold the system when the doors are fully closed.

With minimal sightlines, over 400 different colours and double or triple glazing - this range will meet your project requirements.



HARDWARE BY ECLIPSE ARCHITECTURAL SYSTEMS (E3)

Highly efficient bi-folding door system hardware in North America

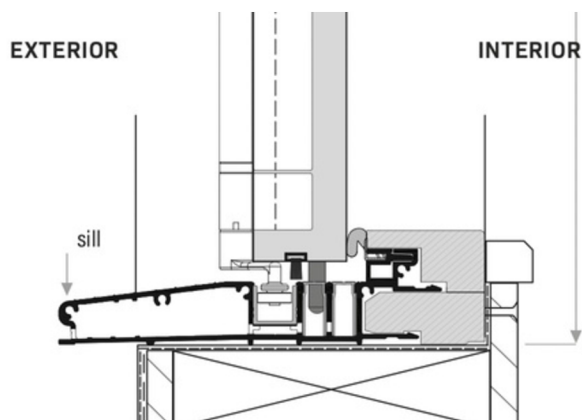
For our most popular fiberglass bi-fold doors, E3 hardware options have been designed and developed to shape the future of the bi-fold market.

Not only do they offer a compact profile depth, but in addition to the slim design, they are packed with unique features and offer a wide choice of configurations.

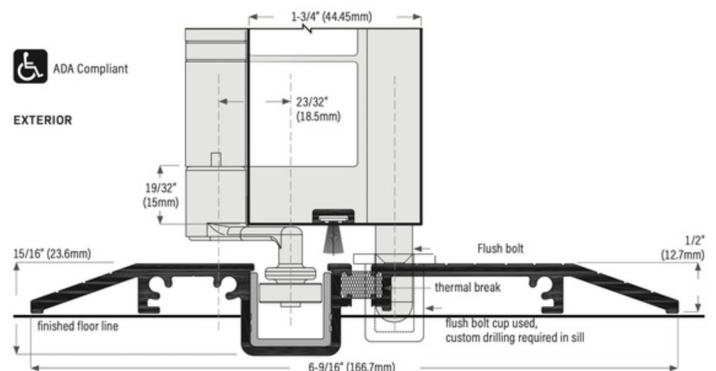
Design flexibility - The system can be folded to the left or right (or reversible) and opened from the inside or the outside (subject to specific configuration approval). All panels can be folded at once or divided with a number of folding panels on each side. In addition, the system can be used as a single door. Regardless of the configuration chosen, an included movable corner post creates an attractive full opening.

Eclipse E3 Track Options for 1-3/4" Thick Panels:

6-9/16 in. OUTLET:

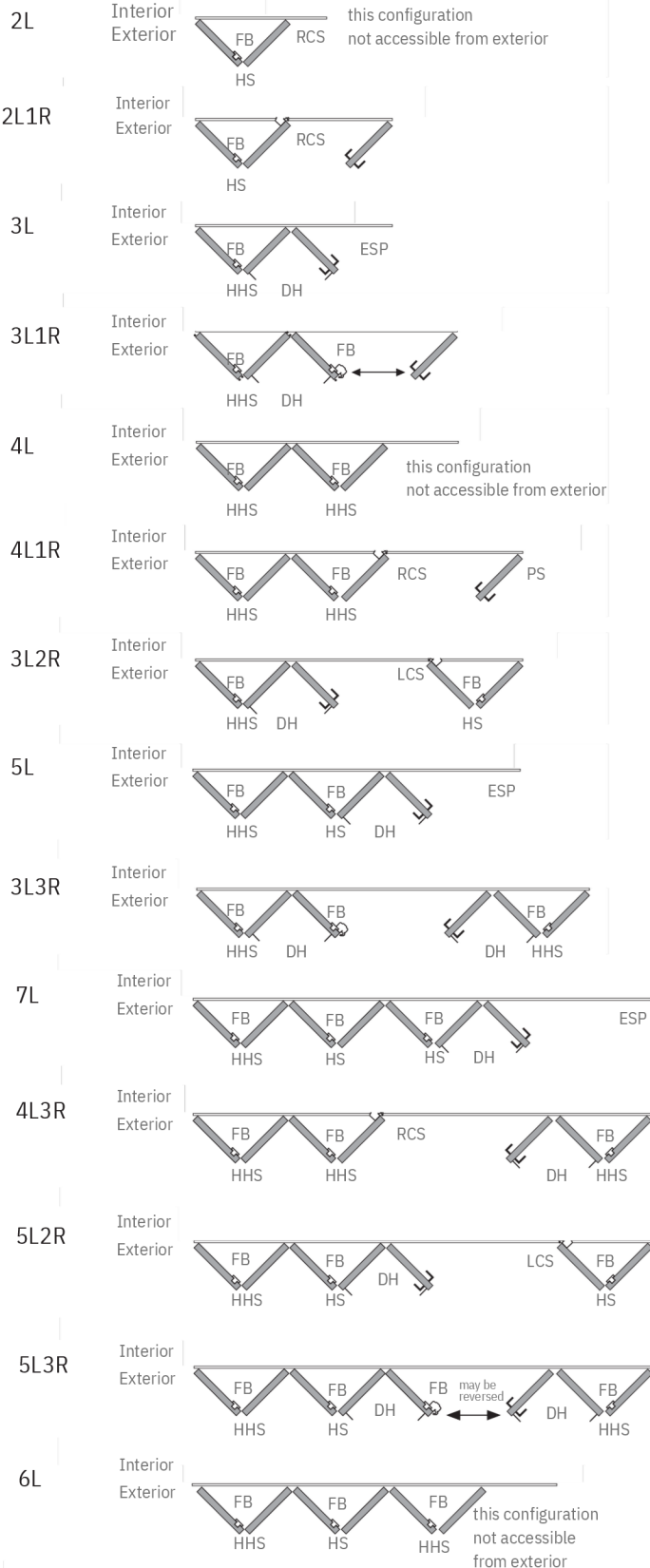


6-9/16" BOTTOM PROJECTION (ADA COMPLIANT):

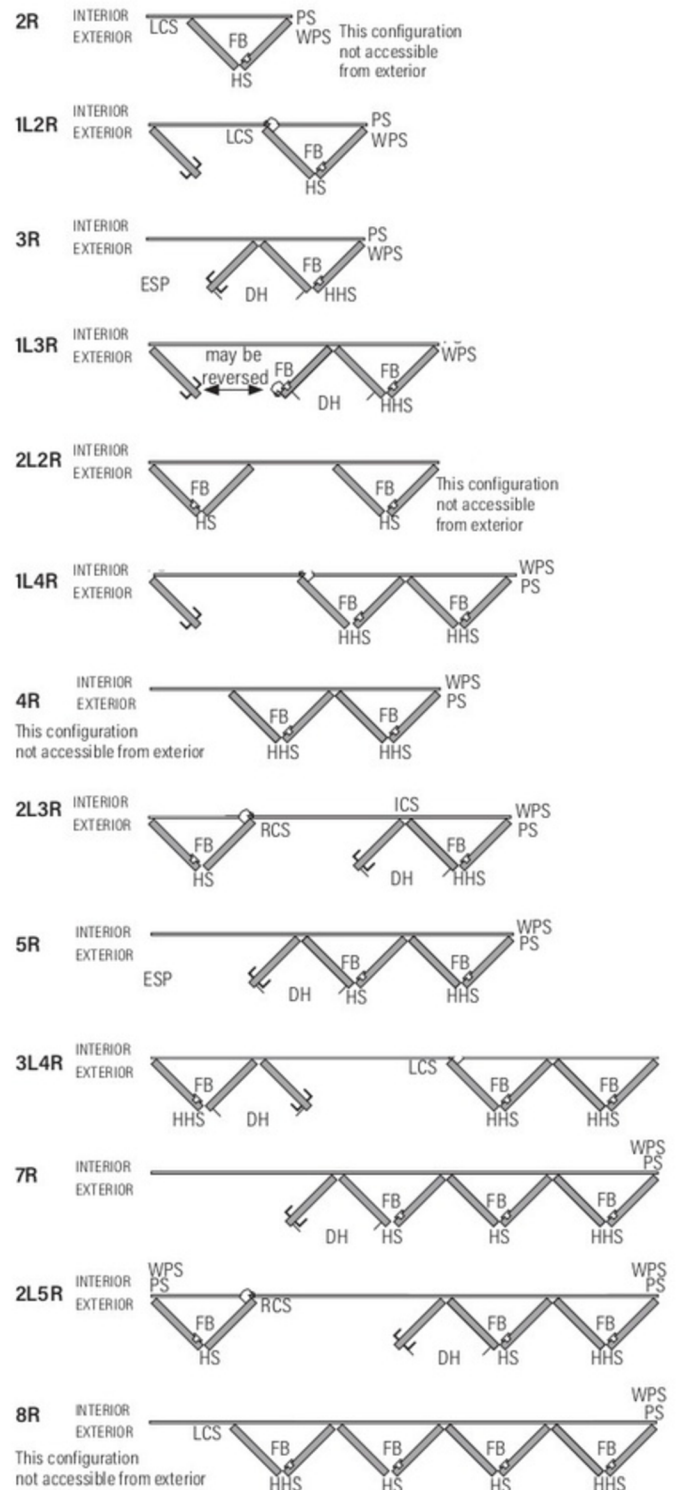


AVAILABLE HARDWARE CONFIGURATIONS:

FROM RIGHT TO LEFT:



FROM RIGHT TO LEFT:



**N' STYLE FIBERGLASS RAIL PORTE
FOLDING**



DISCOVER THE POSSIBILITIES WITH US

**FIBERGLASS TO FLUSH
GLASS
FOLDING DOORS**





FIBERGLASS FOLDING DOORS

System options

RAIL N' STILE

The thinnest design ever - available in custom panel sizes

14 to 18 weeks manufacturing time

- Developed using award-winning experience
- Offers greater flexibility, especially for those with limited space
- Smooth, elegant finish
- Custom glass unit sizes
- Locking mechanism and door hardware options
- Easy to use



FLUSH GLASS

A more affordable universal perspective

10 to 14 weeks manufacturing time

- Made with pre-sized panels and glass
- Available in smooth fiberglass and wood
- Added staining option for a more traditional look
- Variety of latch plates, handles, and finishes
- Same unique features



**Both system options feature ADA's unique low-height thresholds, which provide good support and excellent mobility for wheelchair accessibility due to their low-profile, low-profile structure.*

A unique range of bespoke features, options and finishes

There are over 400 colors available to choose from, and even double-coating is possible (different layers of color on the interior and exterior), with over 20 color options for wood grain finish enhancements. Double-coating is a perfect solution for matching interior and exterior decor for a seamless look.



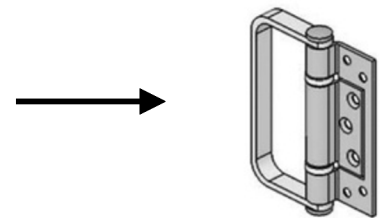
The exterior locking hardware offers several color options, including the popular stainless steel choice - Satin Nickel (US15). However, the door hardware set (hinges and thresholds) is conveniently ready in PVD Bronze and PVD Clear Anodized colors.



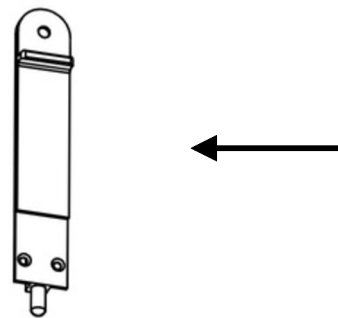
EMTEK and FERCO plates and handles:



Flat and offset hinges:



Locking System: Flush Bolts (Stack Clip)



Altered tracks:



ACCESSIBLE COLOR CHART - GENTEK
(CUSTOM COLOR AVAILABLE)

				
#525-15 - Black	#K-7390 Commercial Brown	#322 - Bright Red	#415 - Window Bronze	#502 - Maize
				
#506 - Windswept Smoke	#510 - Canyon Clay	#523 - Slate	#527 - Cedar XL	#532 - Almond
				
#535 - Wedgewood Blue	#536 - Dover Gray	#539 - Venitian Red	#542 - Old World Blue	#554 - Chestnut Brown
				
#559 - Pebble	#580 - Juniper Grove	#5P1 - Mountain Harbor	#5P4 - Metallic Gray	#5P6 - Iron Ore

*** This table is a reference guide only.**



#11 - Sandalwood
L/G

#265 - Antique
Brown

#298 - White 298



#403 - Clay 403

#411 -
Sandalwood 411



#492 - Cream L/G

#501 - Lambeth
Beige

#507 - Tan

#508 -
Sandalwood

#509 - Midnight
Surf



#513 - Moonlit
Moss

#514 - Cashmere

#516 - Amber

#517 - Sage

#522 - Ivy Green



#533 - Antique
Ivory

#534 - Pearl

#538 - Wicker

#540 - Sandstone

#541 - Khaki XL



#543 - Harvest
Wheat

#545 - Dutch
Green XL

#547 - Sable

#551 - Country
Red XL

#555 - River Rock
XL



#556 - Forest
Green

#557 - Dark Drift

#562 -
Commercial
Brown

#567 - Burgundy

#568 - Nutmeg



#569 - Saddle
Brown

#570 - Storm

#571 -
Brownstone

#572 - Acadia XL

#573 -
Yellowstone




#575 - Alu Copper

#576 - Mist Grey
XL

#577 - Sierra XL

#583 - Scotia Blue
XL

#586 - Forest XL



#587 - Sand XL

#591 - Autumn
Gold XL

#593 - Walnut XL

#598 - Green 598

#5P2 - Rockwell
Blue



#5P3 - Espresso

#5P5 - Graphite

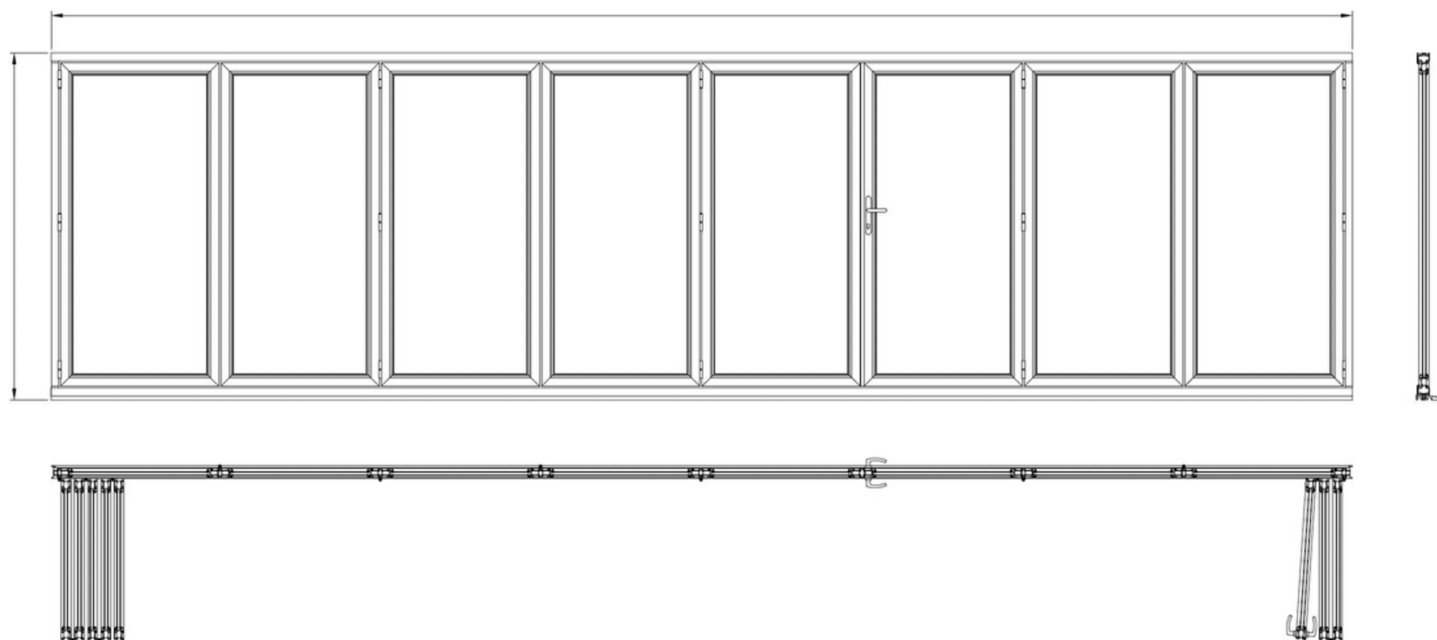
#5P8 - Monterey
Sand

#5P9 - Coastal
Blue

#P31 - Midnight
Blue XL



#P32 - Cream XL



Exclusive to authorized distributors

Thermoluxe Door Systems:

**501 Oakdale Road, North York,
Ontario, M3N 1W7 Canada**

+1 (416) 736-7276

Issued for authorized distribution to:

**Factory Direct Montréal
1190 rue Bégin Saint Laurent,
Québec, H4R 1X1**

+1 (514) 387-0001